


What percentage of...

- ▶ African Americans in the U.S.?
 - 13.2%
- ▶ Asian Americans in the U.S.?
 - 5.6%
- ▶ Hispanic Americans in the U.S.?
 - 17%

Chapter 7 Ethnicity

Where are ethnicities distributed?
Why have they been transformed into
nationalities?

Definitions

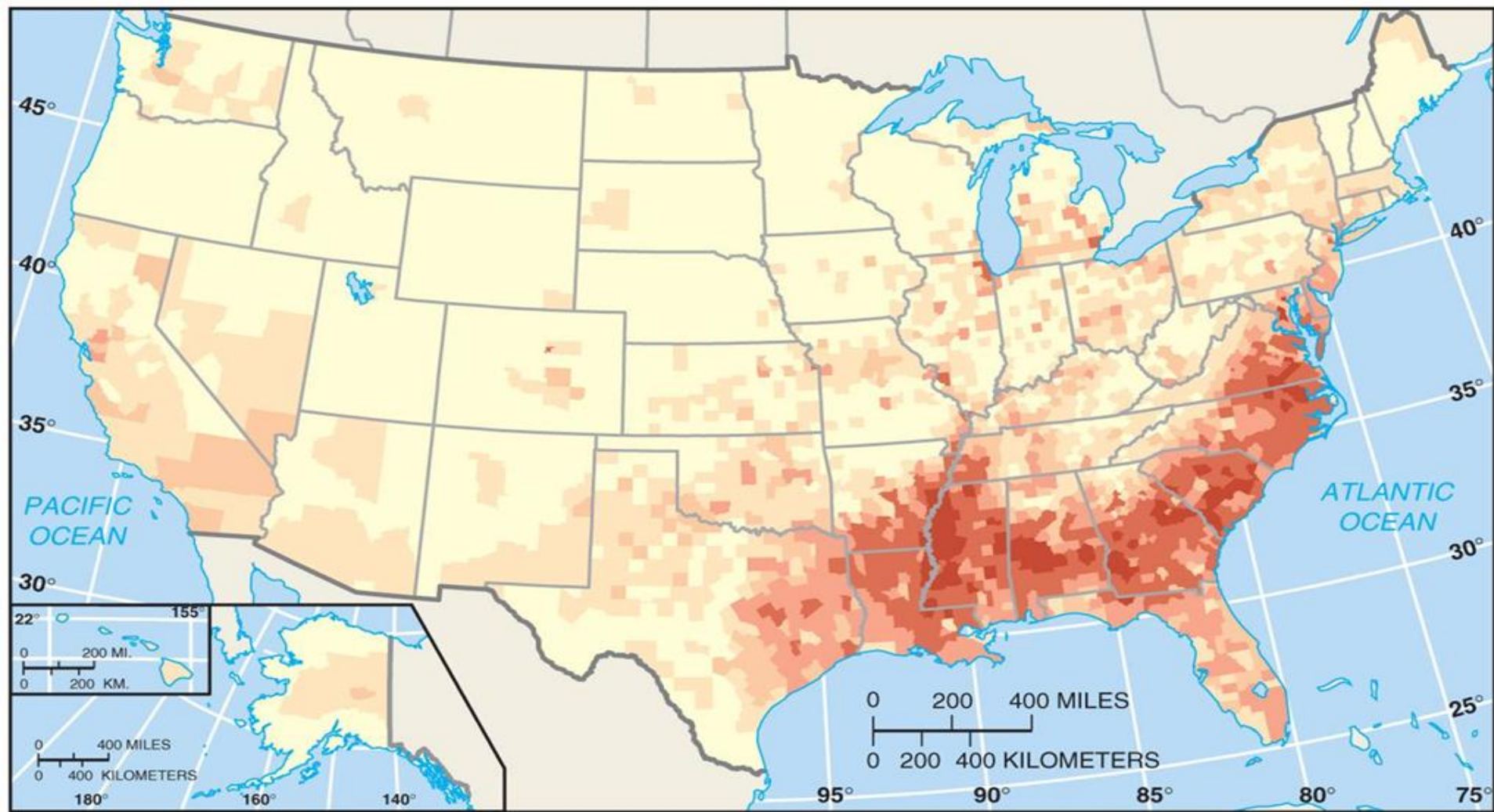
- ▶ Ethnicity– identity w/ a group of people who share the cultural traditions of a homeland or hearth.
 - ▶ Race– identity w/ a group of people who share a biological ancestor.
 - ▶ Nationality– identity w/ a group who shares legal attachment and personal allegiance to a country.
- 

Concentrations of African Americans


- ▶ 13.2% of US population

Concentrations of African Americans

- ▶ ¼ AA in Alabama, Georgia, Louisiana, Maryland, S. Carolina, Mississippi
- ▶ 9 states have <1% AA, in New England and N. Plains states

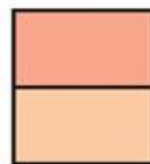


PERCENT AFRICAN AMERICAN




50 and above

25-49



12-24

6-11

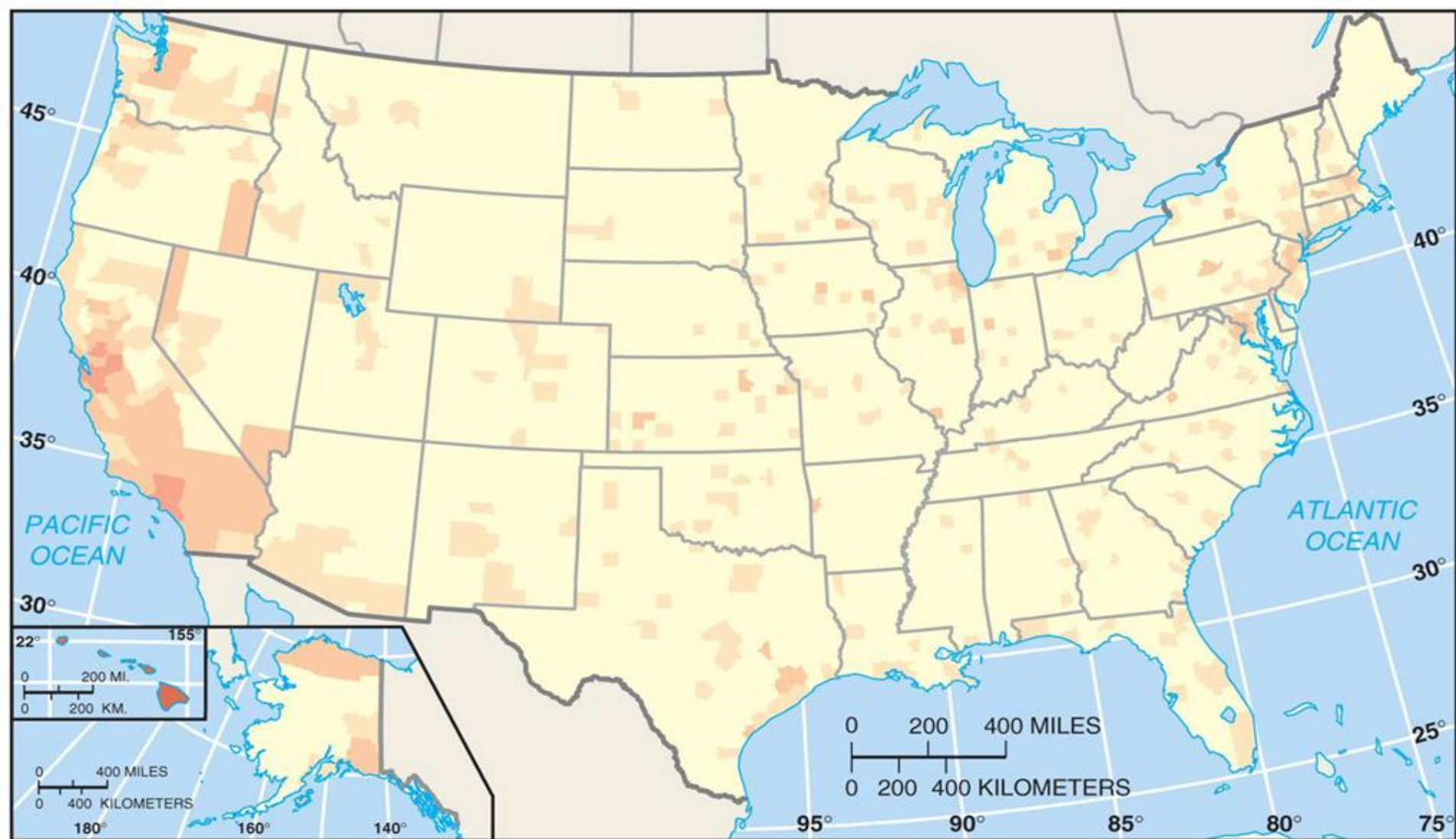


1-5

Below 1

Concentrations of Asian Americans


- ▶ 5.6% of US population
 - ▶ Over 50% of all Asian Americans live in CA, where they make up 12% of state pop
 - ▶ Hawaii 40% Asian American
 - ▶ Chinese largest Asian nationality, Followed by Filipinos and Koreans
- 

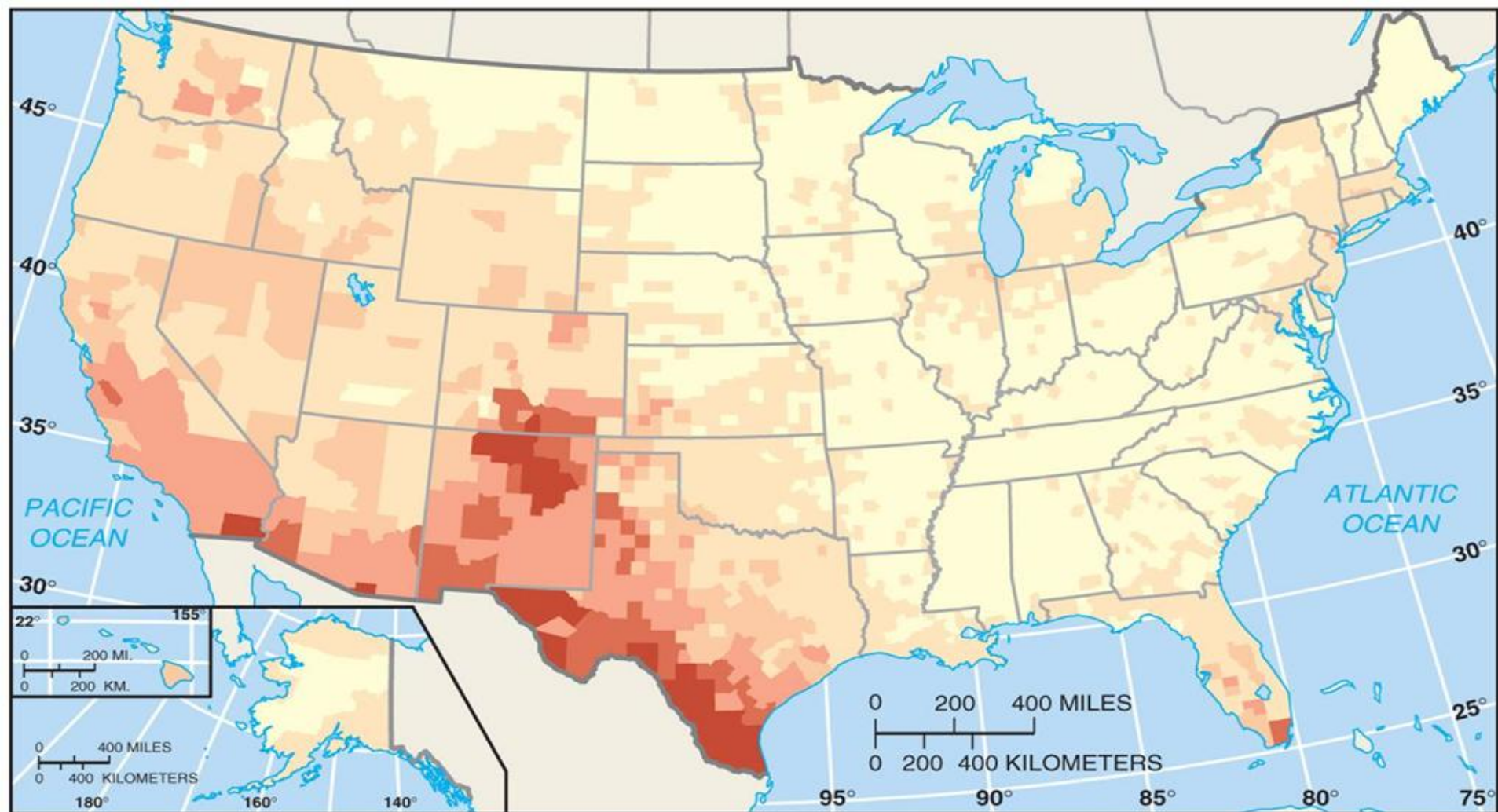


PERCENT ASIAN-AMERICAN (including Pacific Islanders)




Concentrations of Hispanics

- ▶ 17% of U.S. Population
 - ▶ Over 33% Hispanic pop in TX, NM, AZ
 - ▶ CA over 25%
 - ▶ Mexican largest nationality, followed by PR, Cuban
- 




PERCENT HISPANIC-AMERICAN




60 and above

40-59



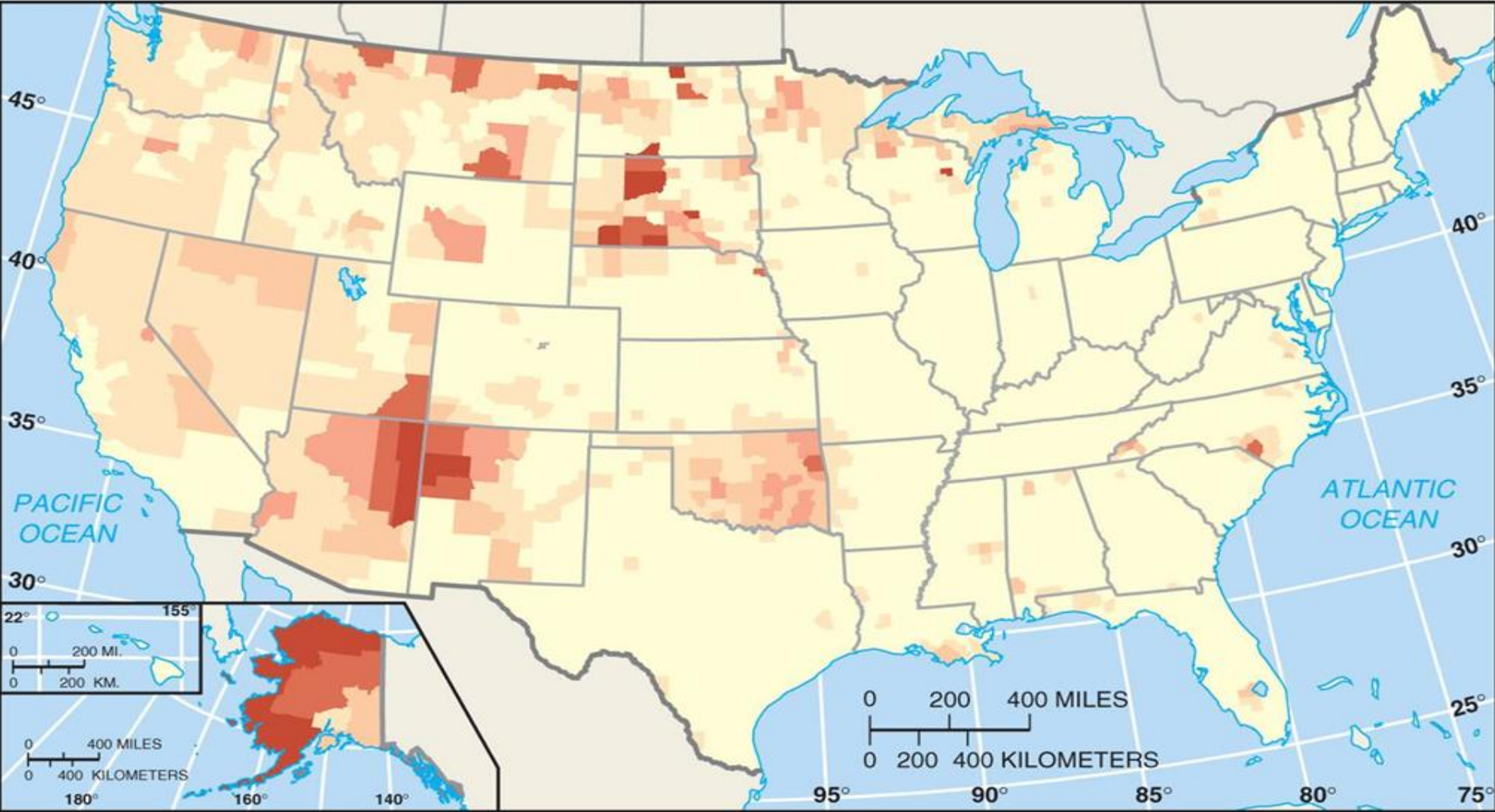
20-39

9-19

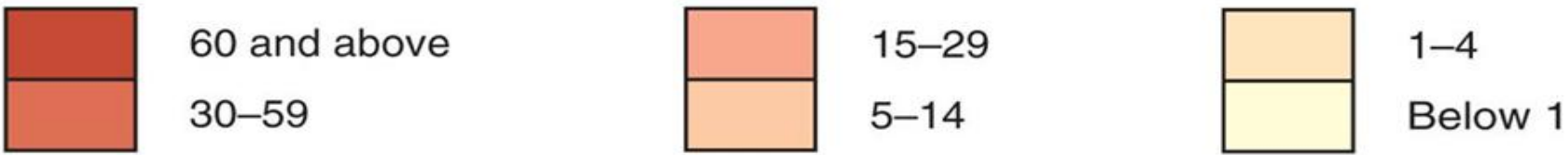


1-8

Below 1



PERCENT AMERICAN INDIAN, ESKIMO AND ALEUT

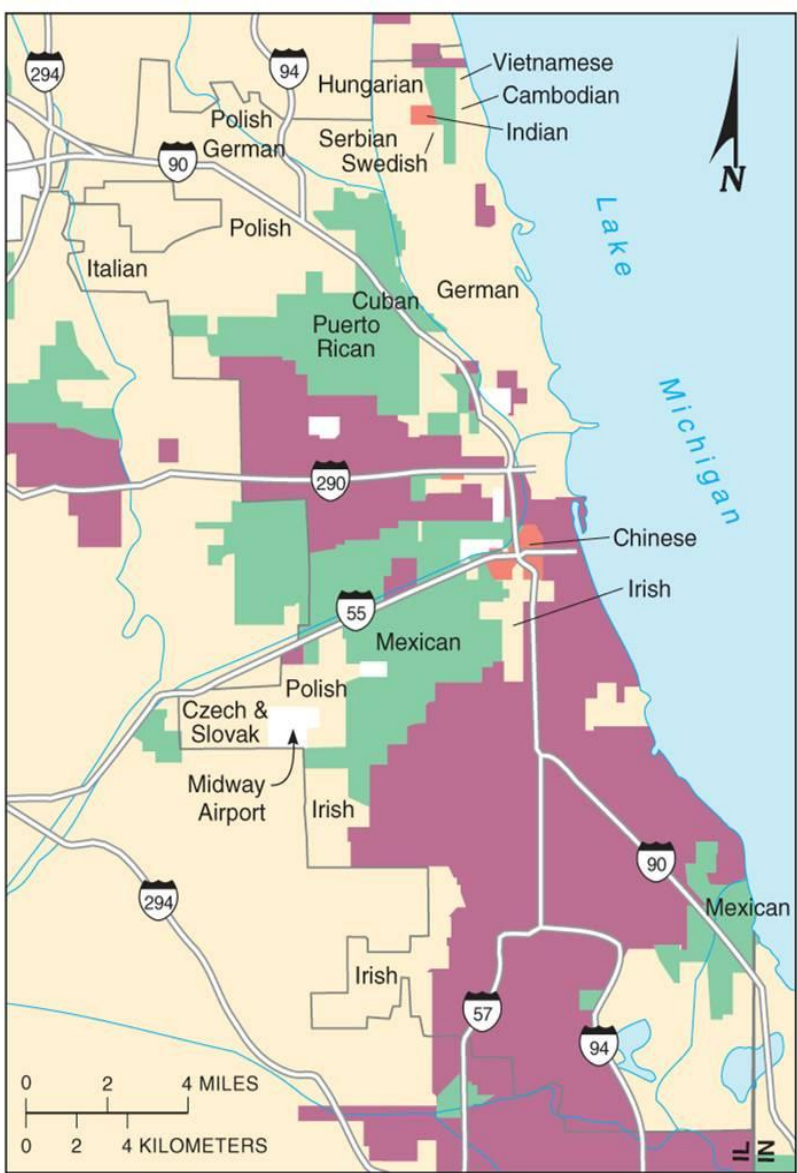


Ethnic clustering in cities


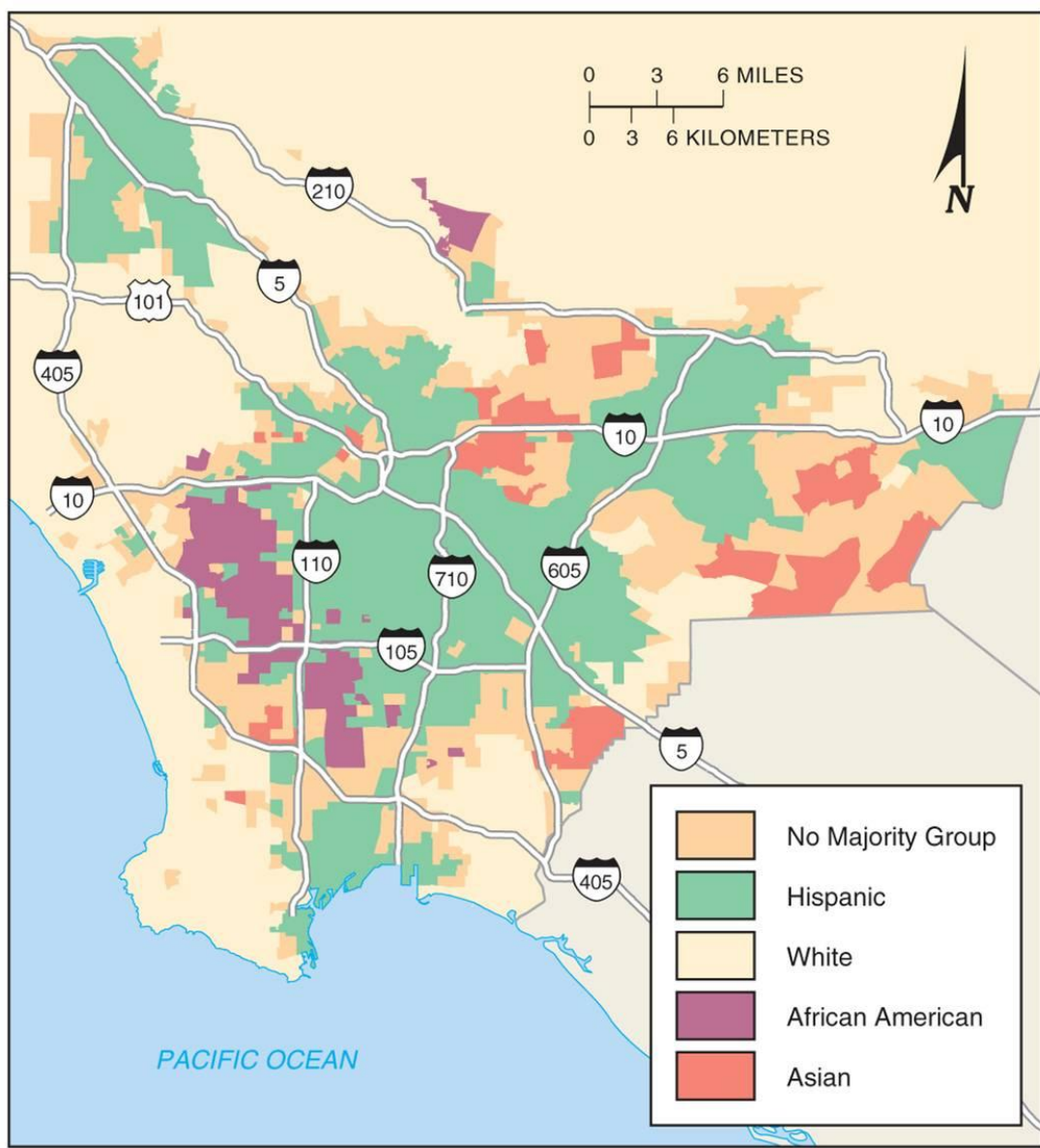
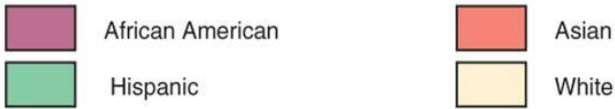
- ▶ African Americans highly clustered in cities
- ▶ Over 50% AA in cities, compared to 25% general population
- ▶ 85% Detroit, 7% MI
- ▶ Over 33% Chicago, 12% IL
- ▶ Hispanics follow same pattern in large Northern cities, but in largest Hispanic states, distribution mixed.

Ethnic clustering in cities

- ▶ Descendants of European immigrants have mostly left inner cities
- ▶ European ethnic identity is retained through food, religion, not the old neighborhoods



CHICAGO ETHNICITIES




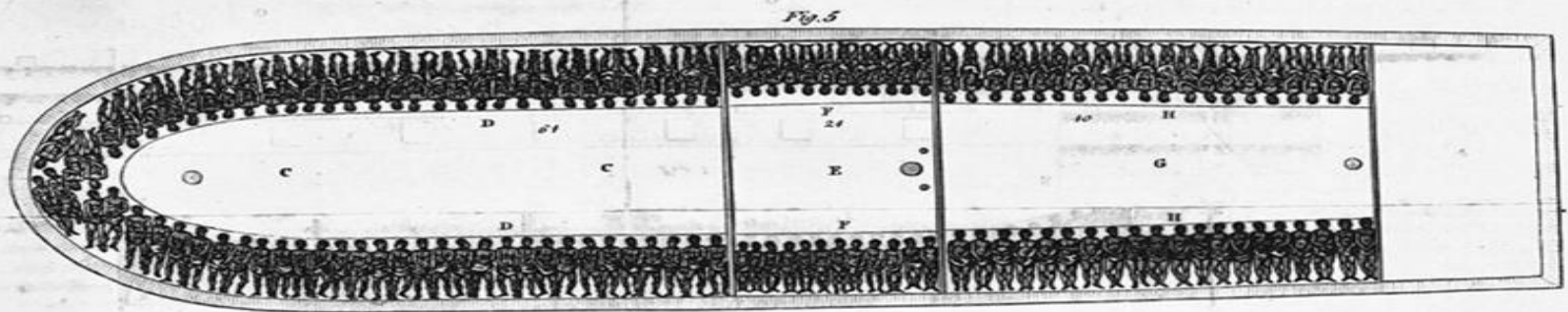
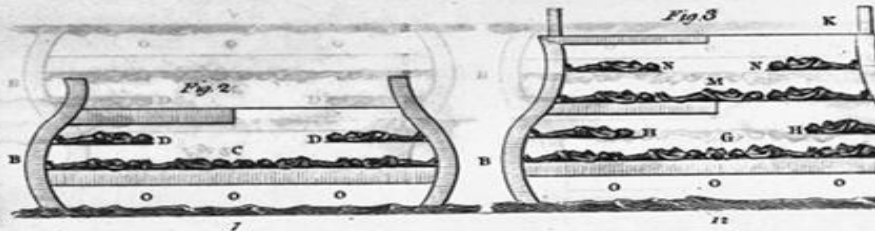


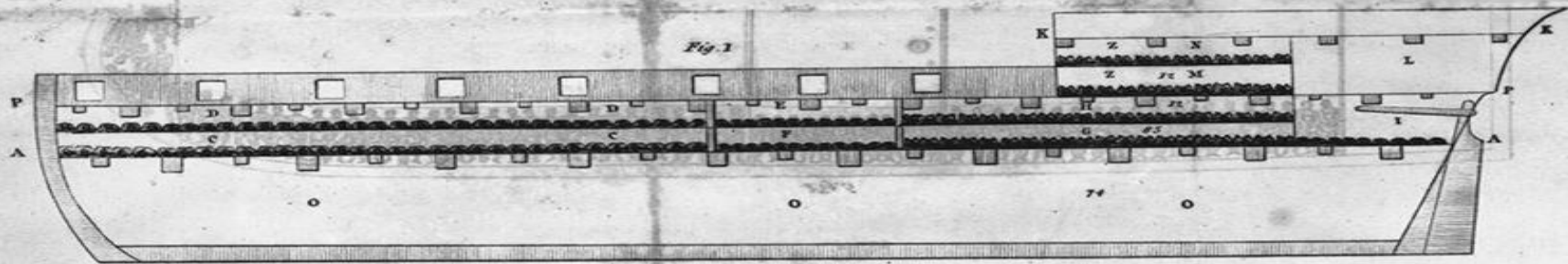
Copyright © 2008 Pearson Prentice Hall, Inc.

African American migration Patterns

- ▶ Three main migration flows of African Americans:
 1. From Africa to the colonies in the 18th century
 2. From South to North in early 20th
 3. From inner city to other neighborhoods 1950–present


From Africa: Slave Trade

- ▶ 1st arrived in 1619 at Jamestown, VA on Dutch ships
- ▶ Between 1710–1810, 10 million shipped to new world






From Africa: Slave Trade

- ▶ Portuguese bought slaves from Angola, Mozambique. Others from W. Africa
 - ▶ Africans on the coast captured people in the interior and sold them to European traders
 - ▶ About 1 / 4 died crossing the Atlantic
- 

AFRICAN SOURCE AREAS FOR SLAVERY



Primary

Secondary

TO
ANGLO-AMERICA
AND THE
WEST
INDIES

TO ARAB LAND AND
POINTS NORTH
AND EAST

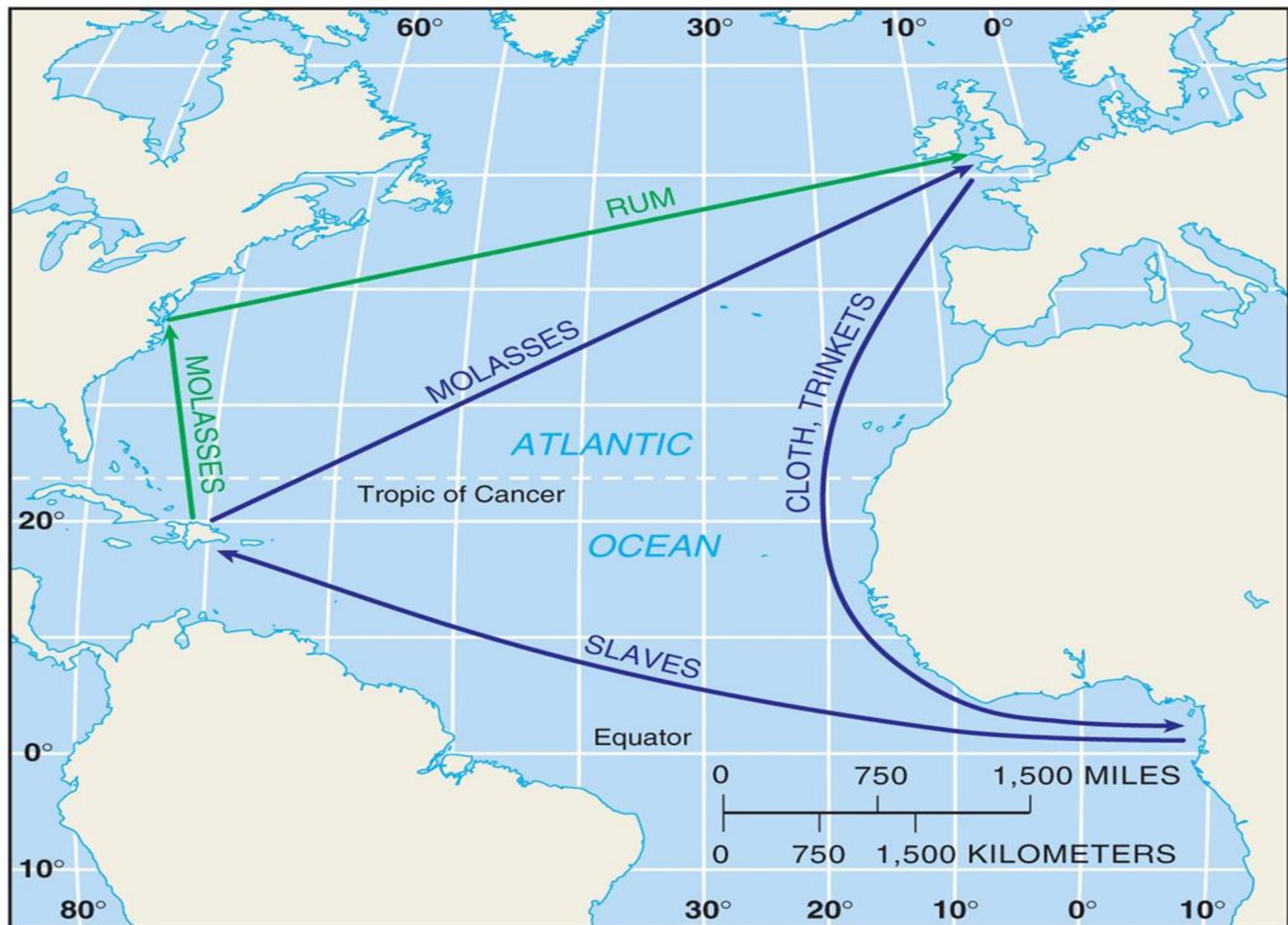
TO BRAZIL
AND OTHER
PORTUGUESE
POSSESSIONS

TO BRAZIL
AND OTHER
PORTUGUESE
POSSESSIONS


0 750 1,500 MILES

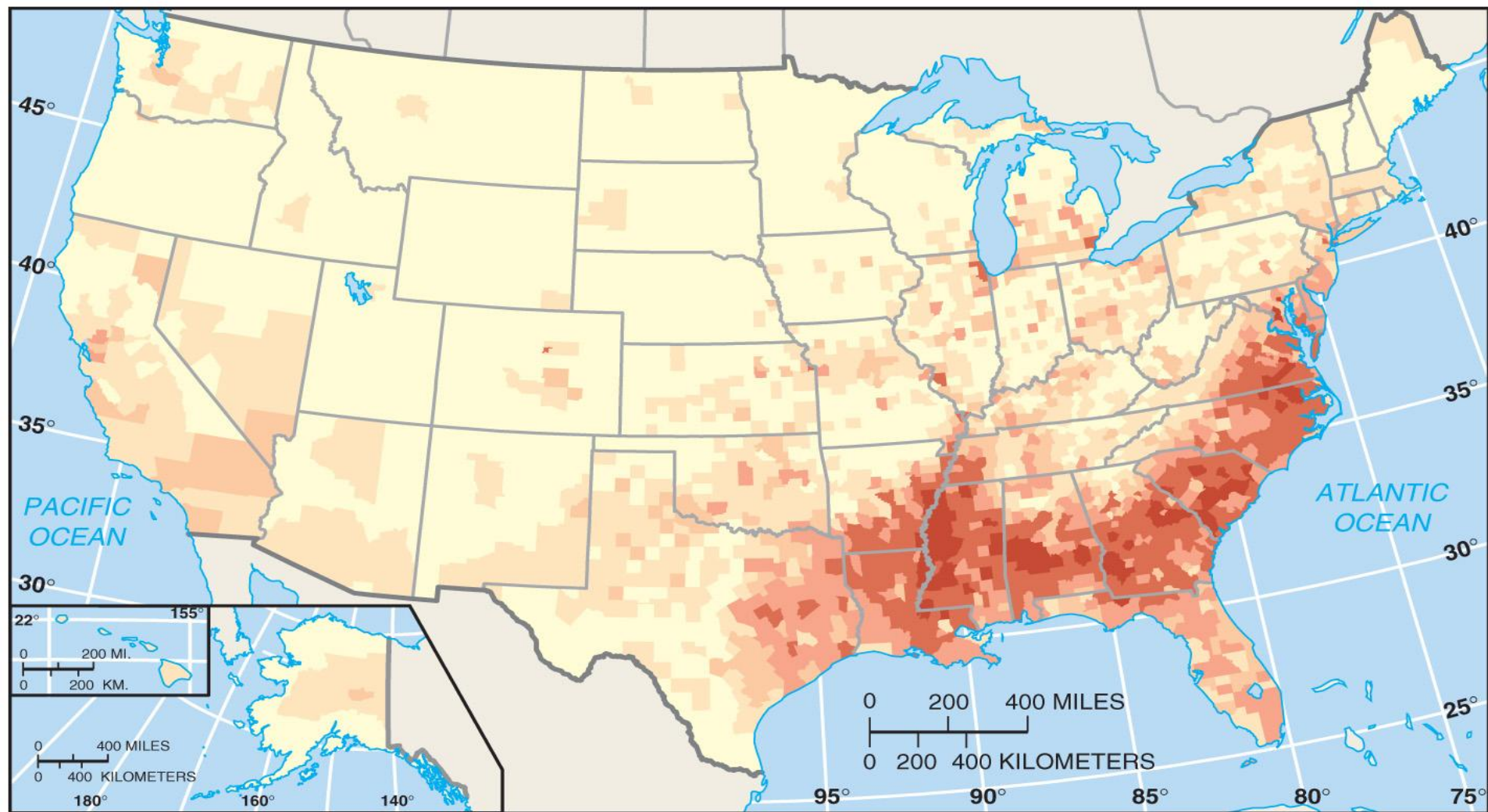
0 750 1,500 KILOMETERS

10° 0° 10° 20° 30° 40° 50°




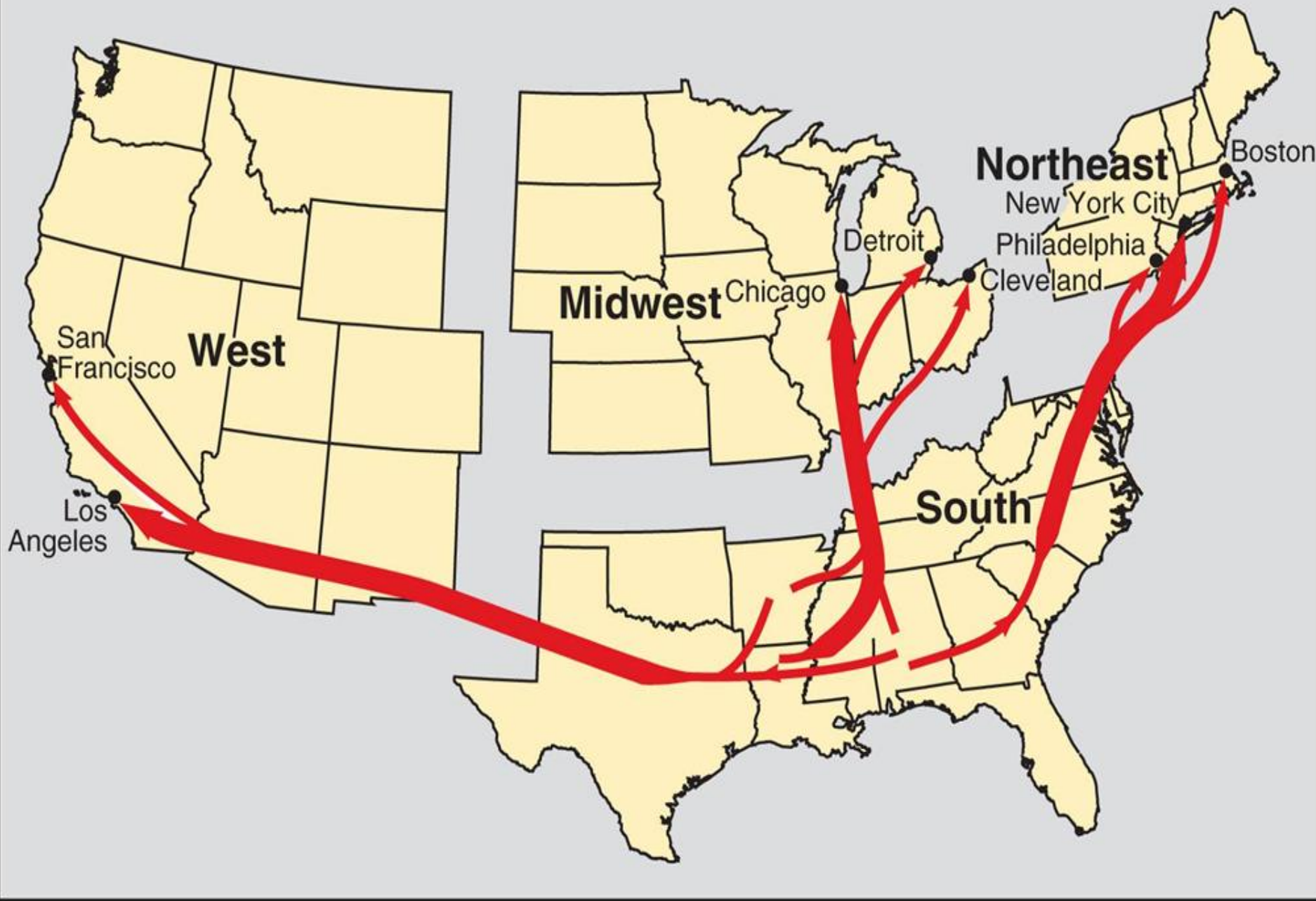
From Africa: Slave Trade


- ▶ After the Civil War, most AA remained in the South
 - ▶ Sharecropper– works rented fields and pays rent w/ a share of the crops
 - ▶ Sharecropper system burdened poor AA w/ high interest and heavy debts
 - ▶ AA pushed off land by machines and pulled toward factory work in Northern cities
- 



PERCENT AFRICAN AMERICAN





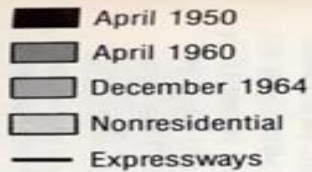




Expansion of the Ghetto

- ▶ 500,000 jammed into Chicago's South Side ghetto– 3mi²
- ▶ 100,000 per mi² density common– in contrast, modern suburbs 5,000 per mi²
- ▶ Whole families lived in 1 room w/o heat, kitchens, hot water
- ▶ Pushed South 1 mi/yr in Chicago

MAP 1
**Areas of Black Residence
 in Chicago**

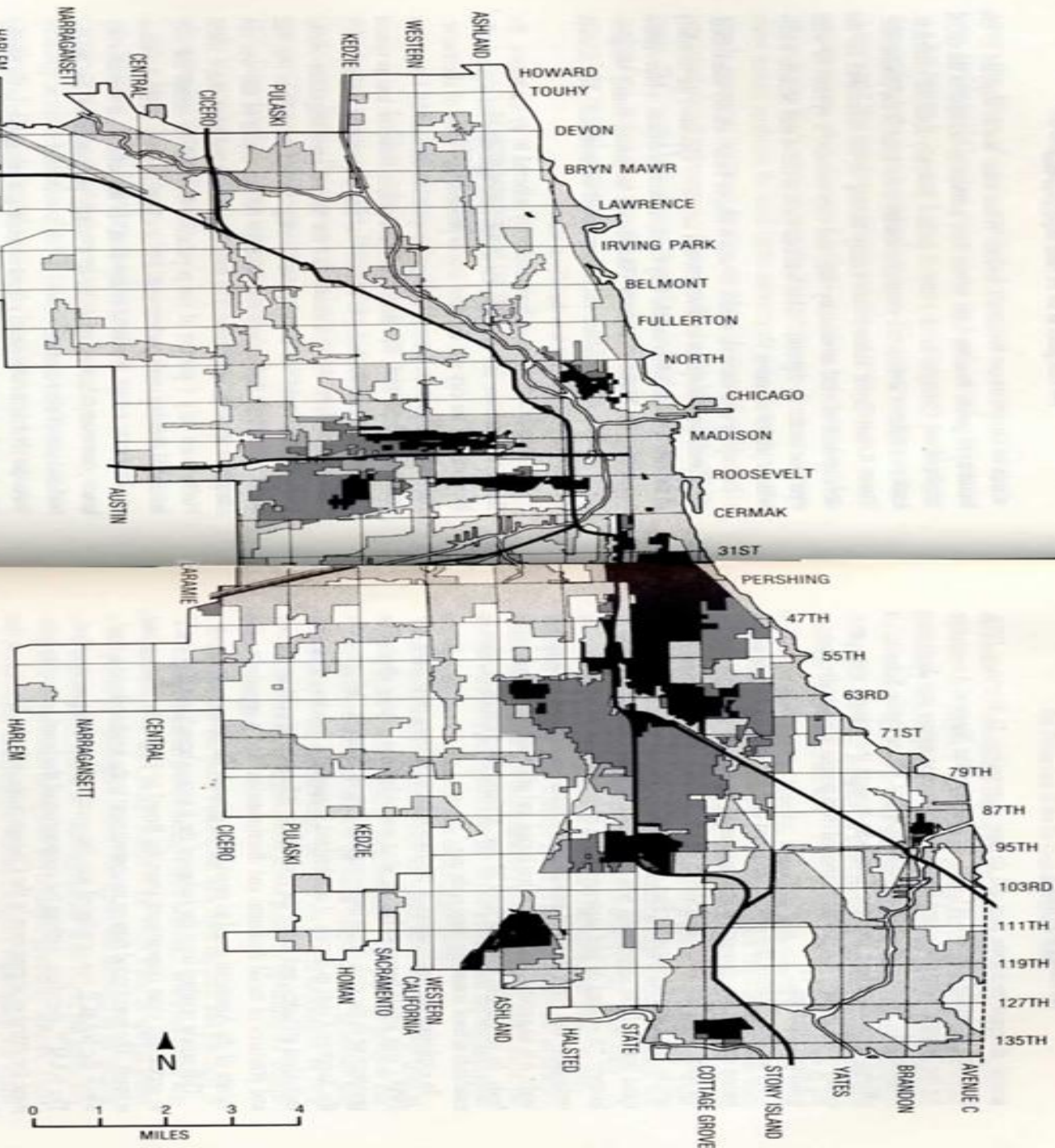


Source: Drawn from a map prepared by the Research Department, Chicago Urban League, May 1965.


Bases of Data: Areas of black residence defined as blocks in which 25 percent or more of the dwelling units were occupied by nonwhites in April 1950, April 1960, and December 1964.

Notes:

1. In 1950 and 1960, 97 percent of all nonwhites in Chicago were black.
2. Small nonresidential blocks, such as school playgrounds and parking lots, scattered within large areas of black residence were treated as black residential areas.
3. Areas of white residence were left unshaded.
4. This map is based upon data taken from the following sources: Chicago Urban League, *Areas of Negro Residence in Chicago: April 1950, April 1956, August 1958* (February 1959); U.S. Census of Housing, 1960: Series HC(3)-133, *City Blocks—Chicago, Illinois*; Chicago Urban League, *1960 Areas of Negro Residence in Chicago* (July 1962); field surveys conducted by the Research Department, Chicago Urban League, December 1964.



Race Relations

- ▶ In the past legal segregation, today through preference or discrimination
 - ▶ *Plessy v. Ferguson*– 1896 “separate but equal”
 - ▶ Jim Crow laws enforced legal segregation
- 

What was Jim Crow?

- ▶ Jim Crow– after Reconstruction states passed laws designed to enforce segregation
- ▶ By the 1890s all southern states had legally segregated public transportation and schools– also parks, cemeteries, and other public places.

**IMPERIAL
LAUNDRY**

WE WASH FOR
WHITE PEOPLE ONLY

Jim Dandridge

**IMPERIAL
LAUNDRY CO.**

**WE WASH FOR
WHITE PEOPLE ONLY**





WE WONT GO,
TO SCHOOL
WITH NEGROES

WHITE



'Jim Crow must go!'


Henry A. Wallace.



Jim Crow blights the lives of Negro and white Americans alike. For prejudice corrupts




Race Relations

- ▶ House deed restrictions
 - ▶ Brown v. Board of Ed.– 1954 – struck down separate but equal decision
 - ▶ Rather than integrate, whites fled. Expansion of the ghettos was possible by “white flight”, emigration of whites in anticipation of blacks moving in.
- 


Race Relations

- ▶ Blockbusting– white homeowners talked into selling low before blacks cause property values to decline. Turn around and sell high to black families.

Stop



What was Apartheid?

- ▶ Apartheid means “apartness” in Afrikaans–
Strict separation of the races.
 - ▶ In 1600’s Dutch settled in S. Africa
 - ▶ Racial conflict was the result of colonial rule
and a legacy of slavery
 - ▶ In 1948 the white minority government
banned social contacts between blacks and
whites.
 - ▶ Segregated schools, hospitals, neighborhoods
- 

whites



blankes

non-whites



nie-blankes

Aparth
eid
or
Ji
m
Cr
ow
?

CITY OF DURBAN

UNDER SECTION 37 OF THE DURBAN
BEACH BY-LAWS, THIS BATHING AREA IS
RESERVED FOR THE SOLE USE OF
MEMBERS OF THE WHITE RACE GROUP.

STAD DURBAN

HIERDIE BAAIGEBIED IS, INGEVOLGE
ARTIKEL 37 VAN DIE DURBANSE
STRANDVERORDENINGE, UITGEHOU VIR
DIE UITSLUITLIKE GEBRUIK VAN LEDE
VAN DIE BLANKE RASSEGROEP.

IDOLOBHA LAsethekWini


NGAPHANSI KWESICABA 37 SOMTHETHO
WAMABHISHI AsethekWeni LENDAWO
IGCINELWE UKUSETSHENZISWA
NGAMALUNCU OHLANGA OLUMHLOPHE
KUPHELA.

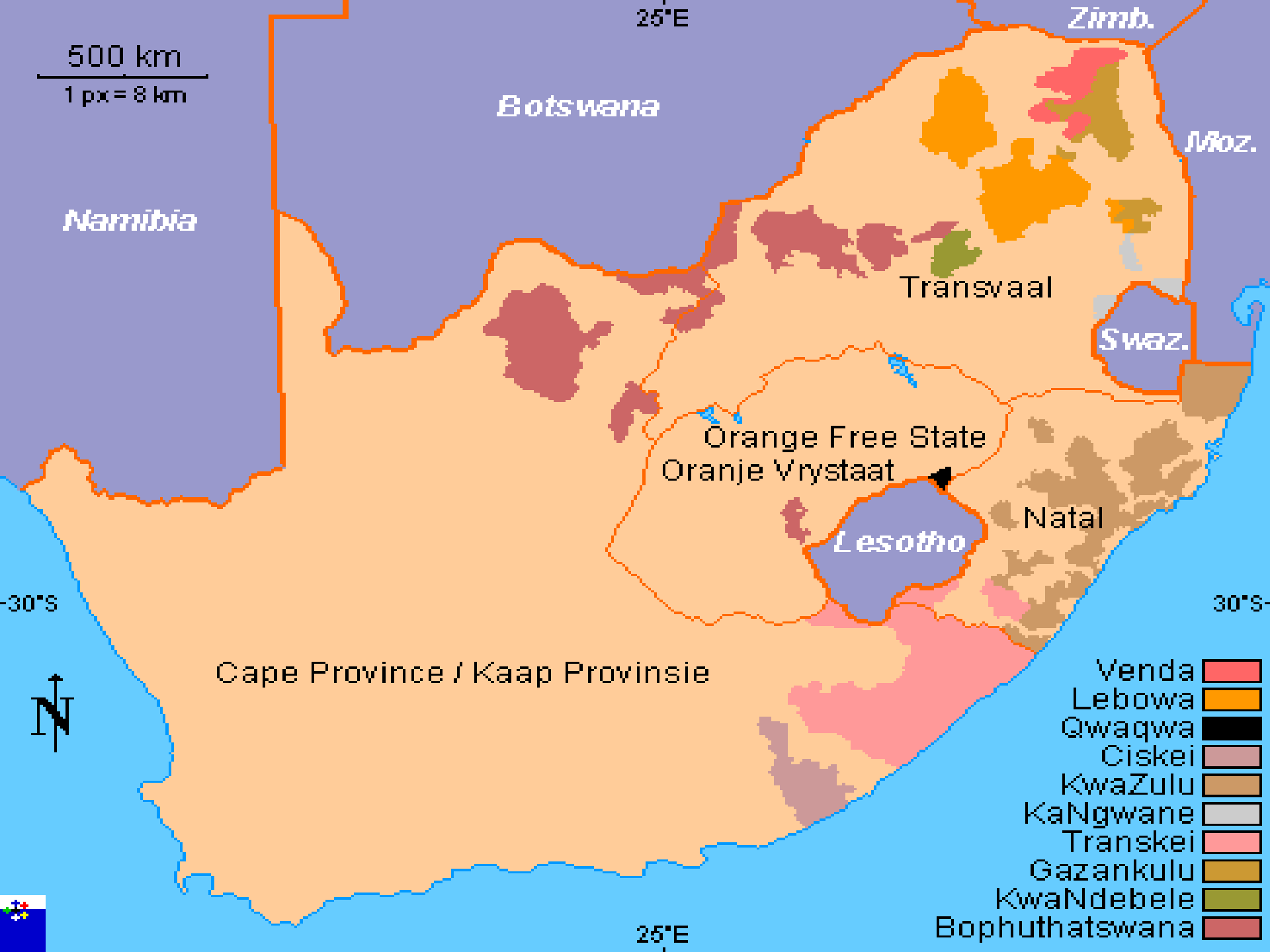


Apartheid



Apartheid

- ▶ 1959– white gov't set up reserves for the country's major black groups
 - ▶ Blacks forbidden to live in white areas unless they worked for white people.
 - ▶ Black males needed a passport in their own country and could not travel freely
 - ▶ Blacks 75% of population but only got 13% of land.
- 



Apartheid Passbook




Apartheid and the People of South Africa

	<i>Blacks</i>	<i>Whites</i>
Population	19 million	4.5 million
Land Allocation	13 percent	87 percent
Share of National Income	< 20 percent	75 percent
Ratio of average earnings	1	14
Minimum taxable income	360 rands	750 rands
Doctors/population	1/44,000	1/400
Infant mortality rate	20% (urban) 40% (rural)	2.7%
Annual expenditure on education per pupil	\$45	\$696
Teacher/pupil ratio	1/60	1/22

Figure 1: Disproportionate Treatment circa 1978. Source: [Leo80]

Black resistance

- ▶ African National Congress (ANC) formed—organized strikes, boycotts.
 - ▶ Gov't banned ANC and arrested Nelson Mandela in 1962— He spent 27 years in prison.
 - ▶ 1976— Soweto riots leave 600 dead— forcing blacks to learn Afrikaans language
- 



Soweto Riots


Nelson Mandela



- ▶ VP Cheney voted against a resolution demanding the release of Nelson Mandela in the '80's
- ▶ *"The ANC was then viewed as a terrorist organization..."*
- ▶ He also opposed economic sanctions against the Apartheid gov't.







GOOD NEWS! YOU'RE NO
LONGER CHAINED UNDER
A "STATE OF EMERGENCY"
— JUST OUR REGULAR
OL' LAWS!



Gordon
THE MILWAUKEE JOURNAL

LET'S NOT DO
SOMETHING
THAT WOULD
MAKE
MATTERS
WORSE!



The US was a top trading partner with the Apartheid regime

American products were used to support Apartheid




Black Resistance


- ▶ Archbishop Desmond Tutu asked foreign nations not to do business with S. Africa
- ▶ S. Africa also banned from Olympics
- ▶ F.W. de Klerk elected in 1989– legalized ANC and let Mandela out of prison in 1990
- ▶ In 1994 first free elections– Mandela elected 1st black president of S. Africa
- ▶ Today avg. income for whites is 10 times that of blacks

RACIAL APARTHEID IS DEAD!!

LONG LIVE ECONOMIC APARTHEID!




Why have ethnicities been transformed into nationalities?

- ▶ A nation or nationality is a group of people tied together to a particular place through legal status and cultural tradition
 - ▶ Ethnic ties– religion, material culture, language
 - ▶ National ties– voting, performing civic duties, a passport or ID
 - ▶ All Americans share nationality
- 


Nationality vs. Ethnicity

- ▶ American nationality identifies citizens of the US
 - ▶ Ethnicity defines groups with a distinct ancestry and cultural traditions
 - ▶ Race is skin color and other genetically inherited traits
- 


Nationality vs. Ethnicity

- ▶ Confusion between ethnicity and race can lead to discrimination and segregation
 - ▶ (Ex: AA v. blacks)
 - ▶ Confusion between ethnicity and nationality can lead to violent conflict (Ex: Kurds v. Iraq, etc)
- 

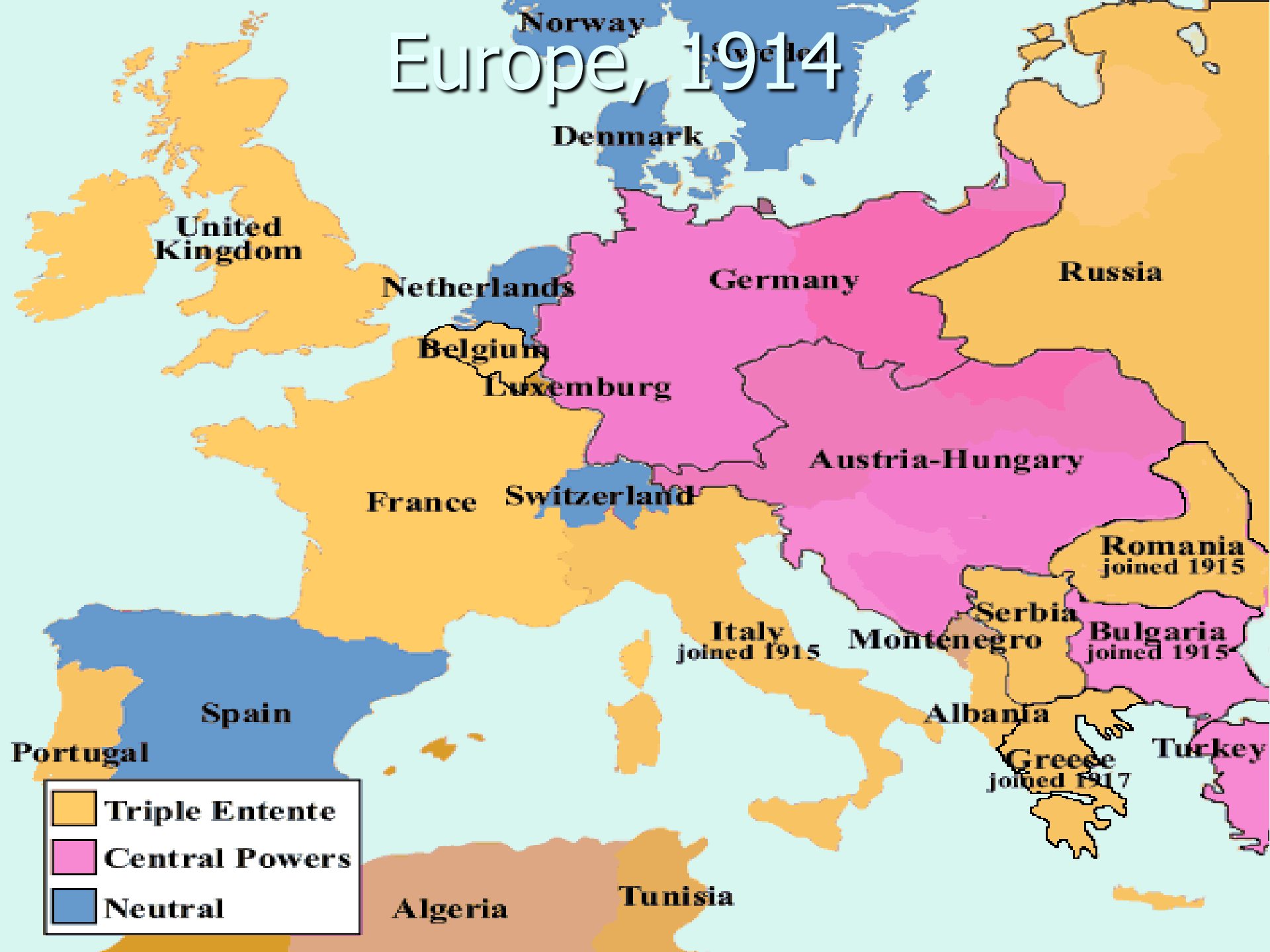
Nation–States




- ▶ Ethnicity transforms into nationality because self–rule is important
 - ▶ Self–determination– ethnicities have the right to govern themselves
 - ▶ Nation–state– a state whose territory corresponds to that of an ethnicity that has become a nationality.
- 

Nation–States

- ▶ W. Europe nation–states by 1900
 - ▶ After WWI Ottoman/Austro–Hungarian Empires dismantled– boundaries redrawn
 - ▶ In 1930s Nazis claimed all German–speaking parts of Europe are one nationality and should be unified
 - ▶ Denmark is a good example of a nation–state because it’s physical territory matches its ethnicity
- 

Europe, 1914



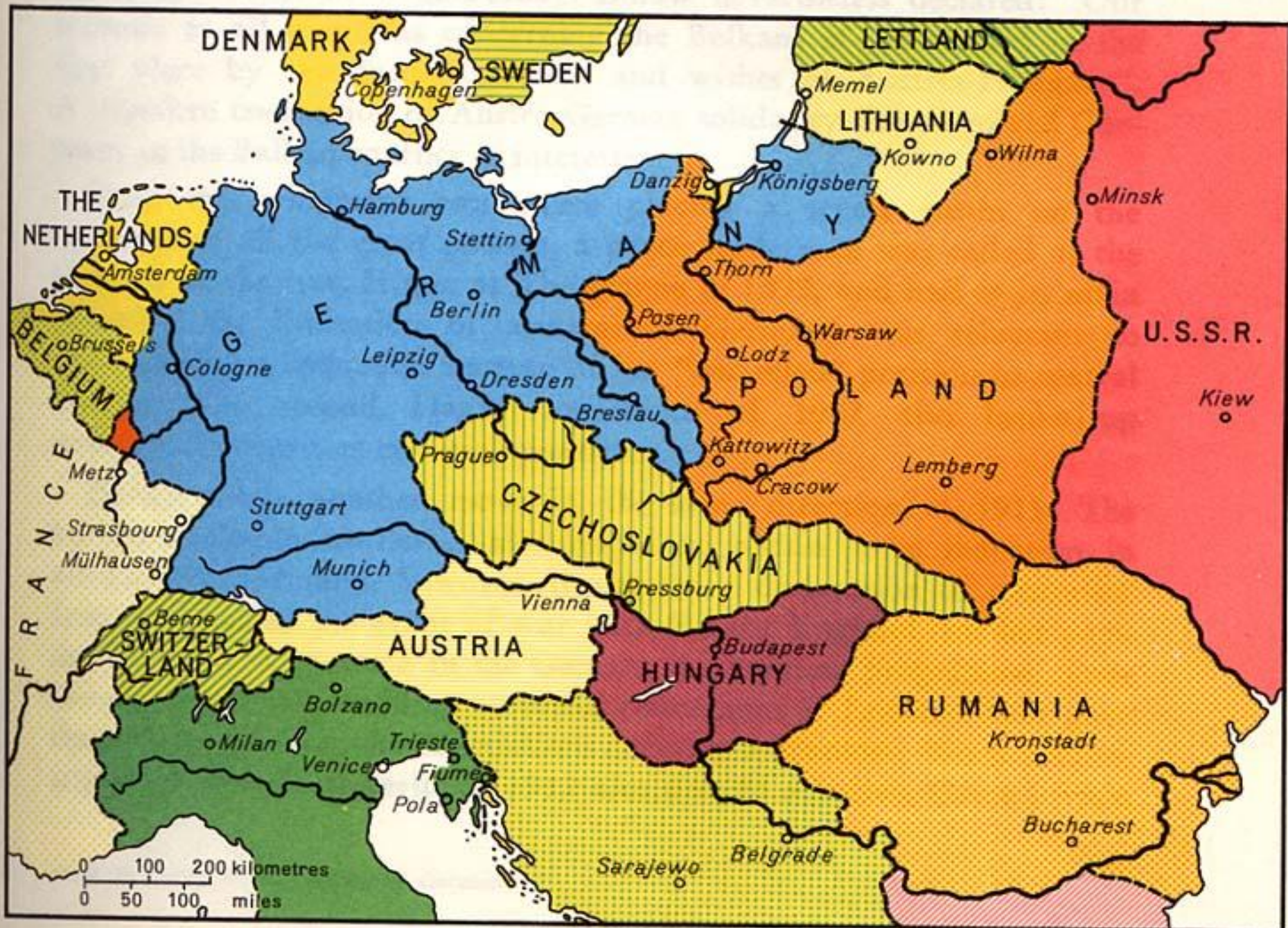
	Triple Entente
	Central Powers
	Neutral

Europe, 1919






Central Europe before World War I




Central Europe after World War I


Nationalism

- ▶ Nationalism– loyalty and devotion to a nationality
 - ▶ Mass media is the most effective means of fostering nationalism
 - ▶ Most countries regard independent news as a risk instead of a benefit to gov't stability
 - ▶ States promote symbols and songs like hammer/sickle or “Star Spangled Banner”
 - ▶ One of strongest forms of protest is to burn flag
- 


Nationalism

- ▶ Nationalism, or patriotism, has a dark side
 - ▶ Unity is achieved by creating negative images of other nation-states or groups
 - ▶ Sometimes minority races or cultures are suppressed in order to achieve uniformity
 - ▶ Nationalism is a centripetal force– an attitude that tends to unify people and enhance support for a state (support the troops)
 - ▶ Centripetal– directed toward the center
- 

Multinational States

- ▶ Multinational states– contain two ethnic groups with traditions of self-determination that agree to coexist peacefully by recognizing each other as distinct nationalities
 - ▶ In some, one nationality dominates the other
 - ▶ Some nationalities coexist peacefully
- 

Multinational states

- ▶ The UK of Great Britain contains 4 nationalities– English, Welsh, Scottish, Irish
 - ▶ The 4 nationalities hold little independent political power
 - ▶ The former USSR consisted of 15 republics made from the 15 largest ethnicities
- 

European SSRs

- ▶ Byelorussia and Ukraine are different ethnicities because of 500 yrs of isolation from Russians
- ▶ Moldova is ethnically indistinguishable from Romania
- ▶ Baltic states of Estonia, Latvia, and Lithuania differ in language/religion



Central Asian states & Russia














- ▶ Turkmenistan and Uzbekistan have ethnic majorities in their nations and few Russians
 - ▶ Kazakhstan has a large % of Russians but is peaceful
 - ▶ Tajikistan is 79% Tajik but in civil war
 - ▶ Within Russia 39 nationalities, less than 80% Russian
 - ▶ Chechens– Sunnis /Caucasian language want independence
- 




USSR/Caucasus

- ▶ Russians resented because they were the dominant ethnic group in USSR
 - ▶ Old ethnic tension suppressed by USSR has flared up after independence
 - ▶ Azerbaijan is a fragmented state
 - ▶ Armenia is Christian for 3000 yrs and at war w/ Azerbaijan over borders
- 




- | | | | |
|---|-------------|--|---------------------|
|  | Abkhazian |  | Kabardo-Cherkessian |
|  | Armenian |  | Karachay-Balkar |
|  | Azerbaijani |  | Kurdish |
|  | Chechen |  | Lezghian |
|  | Georgian |  | Ossetic |
|  | Ingush |  | Other Caucasian |
| | |  | Other |

Caucasus

- ▶ Georgia is ethnically diverse and minorities want out of the state
 - ▶ Karl Marx– nationalism was a means for the dominant social classes to maintain power over workers, and believed that workers would identify with class instead of ethnicity
- 

Eastern Europe

- ❑ Communists repressed cultural and ethnic differences (languages/religions banned, etc)
 - ▶ Centripetal forces were used to discourage cultural differences– conformity (Russian language)
 - ▶ Czechoslovakia, Yugoslavia, USSR broke up because minority ethnicities resented dominance of largest groups
 - ▶ Slovenia is a good example of a nation–state
- 



INDO-EUROPEAN FAMILY

Balto-Slavic Branch

- | | | | |
|--|------------|---|-----------|
|  | Bulgarian |  | Russian |
|  | Croatian |  | Serbian |
|  | Czech |  | Slovak |
|  | Macedonian |  | Slovene |
|  | Polish |  | Ukrainian |


Romance Branch

- | | |
|--|----------|
|  | Friulian |
|  | Italian |
|  | Romansh |
|  | Romanian |

Other branches

- | | |
|---|----------|
|  | Albanian |
|  | Germanic |
|  | Greek |

OTHER FAMILIES

- | | | | |
|--|----------------|---|-----------------|
|  | Altaic Turkish |  | Uralic (Magyar) |
|--|----------------|---|-----------------|